

WELCOME TO CLASS 2!



STAFF

Jenny Foster teaches **Monday-Thursday**.

Amanda Richardson will teach on **Fridays** to cover Miss Foster's out of class time.

Matt Tanner will teach the children for PE on **Thursdays**.

Sophie Drew supports us daily in class.

THE SCHOOL DAY

The school day will start at **9:00am** and finish at **3:30pm**. Children should be picked up and dropped off at the gate nearest the school house opposite the car park.

Children should be dropped off swiftly at the allocated time to ensure a prompt start to the day.

WHAT DOES A TYPICAL DAY IN CLASS 2 LOOK LIKE?

Class 2 timetable – Autumn 2020

	Monday	Tuesday	Wednesday	Thursday	Friday (AR)
9:00-9:30	Register & EMW	Register & EMW	Register & EMW	Register & GR carousel	Register & EMW
9:30-10:00	Phonics/SPaG	Phonics/SPaG	Phonics/SPaG	Phonics/SPaG	Spelling test
10:00-10:15	CW in class	CW in class	CW in class	Celebration assembly	CW in class
10:15-10:30	Break time (SD)	Break time (SD)	Break time (SD)	Break time (SD)	Break time (SD)
10:30-11:15	Maths	Maths	Maths	Maths	Maths
11:15-11:30	Wake & Shake	Wake & Shake	Wake & Shake	Wake & Shake	Wake & Shake
11:30-12:15	English (sequence)	English (sequence)	English (sequence)	English (sequence)	FAB
12:15-1:15	Lunch	Lunch	Lunch	Lunch	Lunch
1:15-2:00	Register & GR carousel	Register & GR carousel	Register & GR carousel	Show and Tell (1:20-2:20)	Register & GR carousel
2:00-3:00	PSHE	Science/Topic	WWL	PE (MT) (2:20-3:00)	Handwriting /Grammar
3:00-3:30	Story/home time	Story/home time	Story/home time	Story/home time	Story/home time

WHAT SHOULD THE CHILDREN BRING TO SCHOOL EACH DAY?

- Water bottle
- A waterproof coat
- Bookbag
- Healthy snack (optional)
- Yellow reading diaries (Mrs Drew will change books on **Thursdays**)
- Children should wear wild woodland clothing on **Wednesdays** and PE kit on **Thursdays**.

All clearly labelled please!

HOME LEARNING



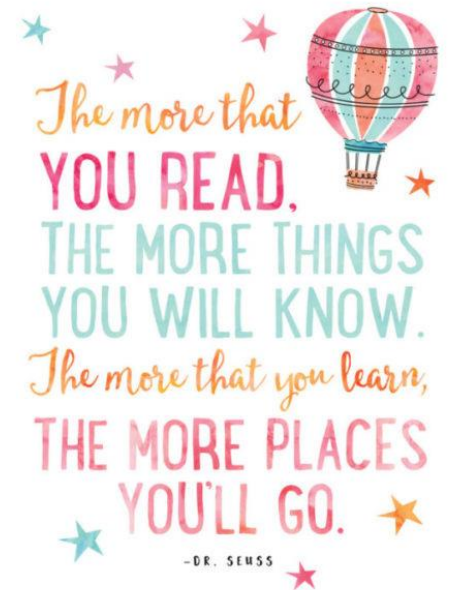
- Spellings will be sent home on a **Friday** and tested the following **Friday**. It would be great if you could find a little time to practice these with your child.
- Reading with your child at home (please see following slides)
- The majority of home learning will be based online. Children will be set a piece of MyMaths homework on a **Wednesday** which should be completed by the following **Monday**. A letter detailing how to set this up/log in will be sent home soon.
- **YEAR 2'S ONLY** – The Year 2 children will also be able to practice their times tables in school as well as at home using a fun platform called Times Tables Rock Stars. Again, you will receive a letter on how to set this up soon as well.
- Please let us know if your child does not have access to any devices so that we can make alternative arrangements.

WHY IS READING SO IMPORTANT?

After the children's prolonged absence from school, reading has never been more important than it is now as part of the curriculum recovery.


Reading is not simply the ability to read words from a page but the understanding and comprehension of what has been read whether explicitly stated or inferred. To understand a book, at times a child needs to become a detective searching for clues and interpreting these. Children need to learn how to read strategically building upon a range of skills; word recognition, skimming, scanning, re-reading, summarising, asking questions – to name a few.

Reading not only opens up a world of enjoyment of reading for pleasure but is also a vital tool to access information across the curriculum and beyond. The more you read, the more you know, the more you want to know, and the wider and richer your vocabulary becomes.



OPPORTUNITIES TO READ IN CLASS 2

- Reading for pleasure during early morning work – to start our day off calmly.
- Daily group guided reading sessions
- Reading on a 1:1 basis
- Accelerated Reader
- Sharing our love of reading through story time



SUPPORTING YOUR CHILD AT HOME WITH READING

To support the development of reading and vocabulary at home you can listen to your child read regularly, discuss books they have read, share books with them – a bedtime story is an ideal opportunity.

Before looking at a book, try asking questions such as

What do you think this book is about?

What do you think will happen?

Tell me about what has happened so far?

After reading, ask

What happened in the book?

What do you think will happen next?

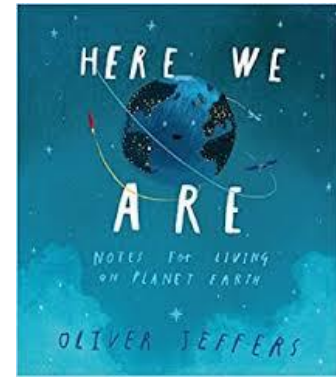
Tell me some facts you have found out. What was your favourite?

During reading

If your child encounters new vocabulary, ask them what they think it might mean. If it doesn't disrupt the flow of reading, look it up together in a dictionary. Or, ask them to jot the word down to look up later. If they discover a word they really like, challenge them to use it in a sentence at home or in some writing.



LANDSCOPE RECOVERY CURRICULUM



Using a text called 'Here we Are', our focus for the first fortnight is centered around childrens mental health and wellbeing. After this we will continue to give mental health/wellbeing/PSHE a much higher profile within the curriculum as per the government guidelines for education.

Due to our loss of learning time last year, we will be following a more slimline curriculum for the Autumn term, focussing on maths and English. However, we always try to add creative elements to our lessons wherever possible. Each half term we intend to collapse the timetable for one week to enjoy a topic-based timetable to incorporate those areas which may have less focus than usual.

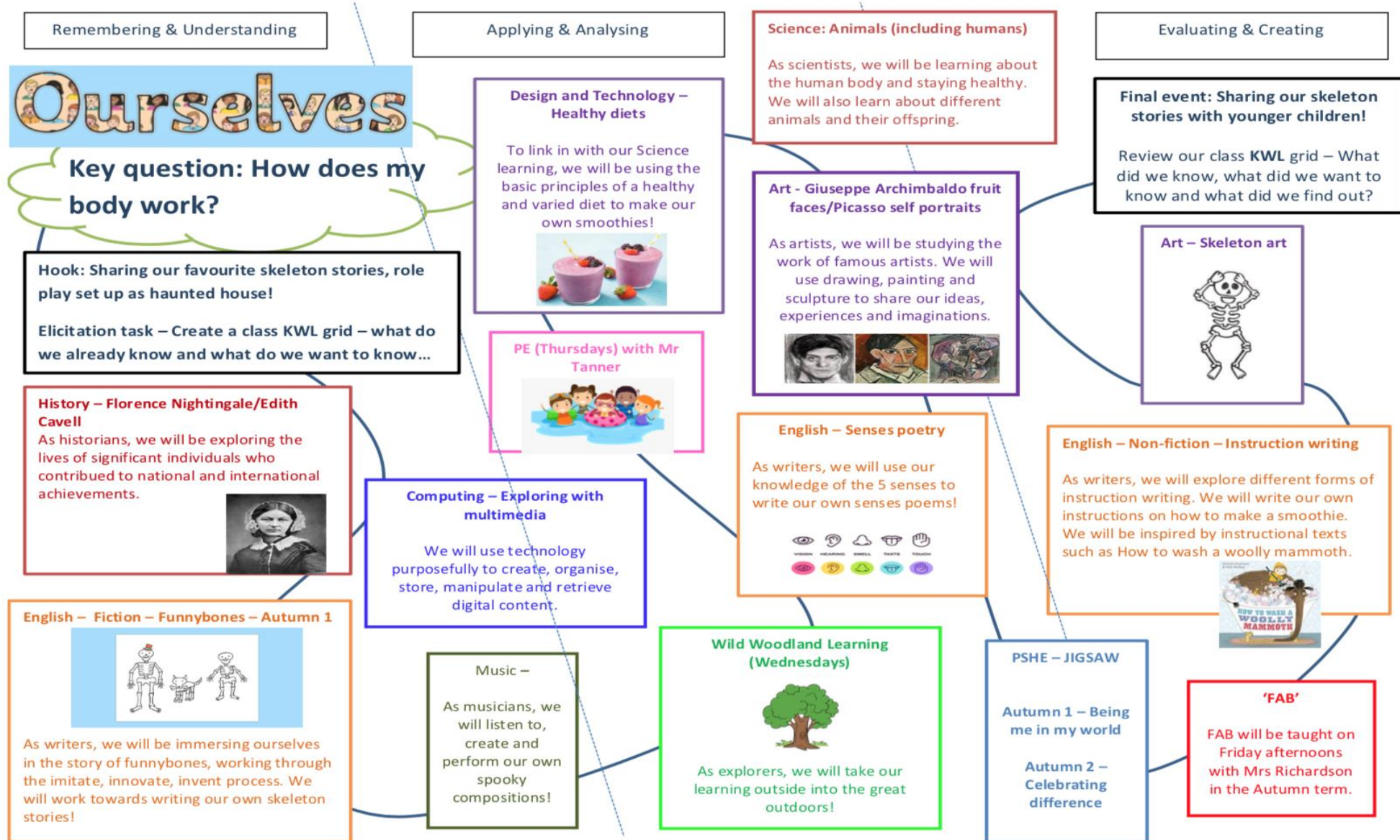
Please see the recovery curriculum document on the Class 2 information page for further details.

HOW WILL WE USE TECHNOLOGY TO ENHANCE OUR LEARNING?

- We will be using technology to enhance our learning in school. This may be in the form of interactive games to support phonics or maths within lessons or watching clips in English and topic to enhance our vocabulary and learn new concepts. Some of us will also use the class computers/laptops to quiz on our reading books.
- Please see a list on the class page of most of the websites that we use regularly in school.



AUTUMN TOPIC – ‘OURSELVES’



ANY QUESTIONS?

Hopefully these slides have covered any questions you may have had, however if you do want to ask anything further, please get in touch via email by **Friday 18th September**.

We will then provide responses via email and/or collate questions into a sheet which will be uploaded to our class page.

Thank you for reading!